









Størst

Sæt ring om den største i rækken.




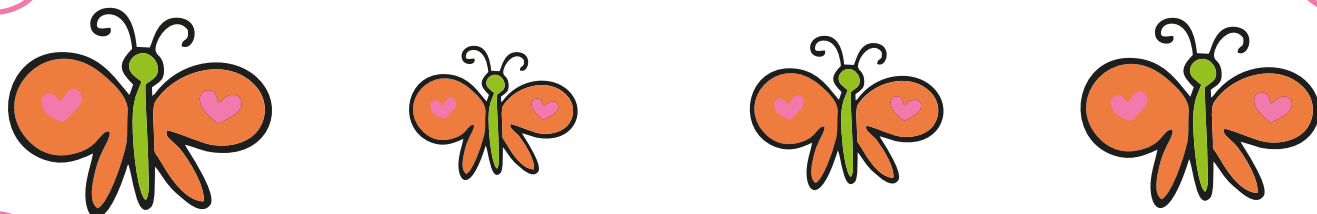

Størst

Sæt ring om den største i rækken.





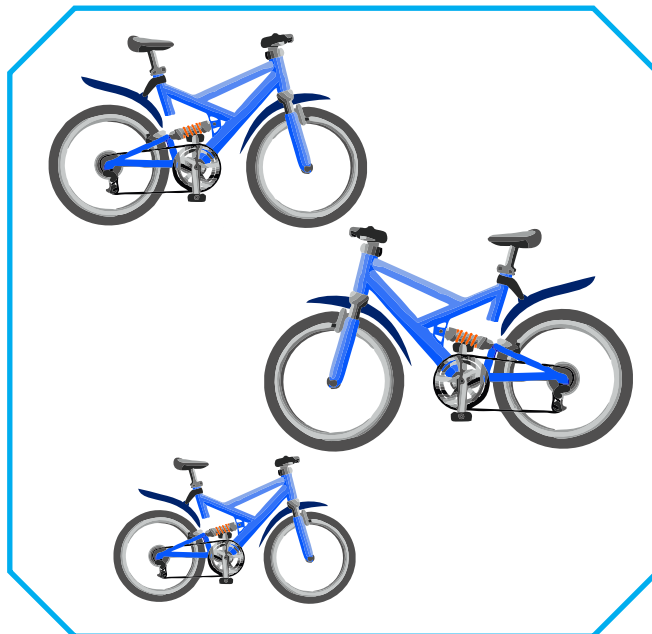

Størst

Sæt ring om den største i rækken.



Størrelse


Sæt kryds over den største i firkanten og ring om den mindste.








Større

Sæt ring om det billede i 'B' der er større end billedet i 'A'.

A







B





Mindst

Sæt ring om det mindste billedet i hver række.






Mindst

Sæt ring om det mindste billede i hver række.






Mindst

Sæt ring om det mindste billedet i hver række.



Mindst

Sæt kryds over den største i firkanten og ring om den mindste.








Mindre

Sæt ring om det billede i 'B', der er større end billedet i 'A'.

A






B



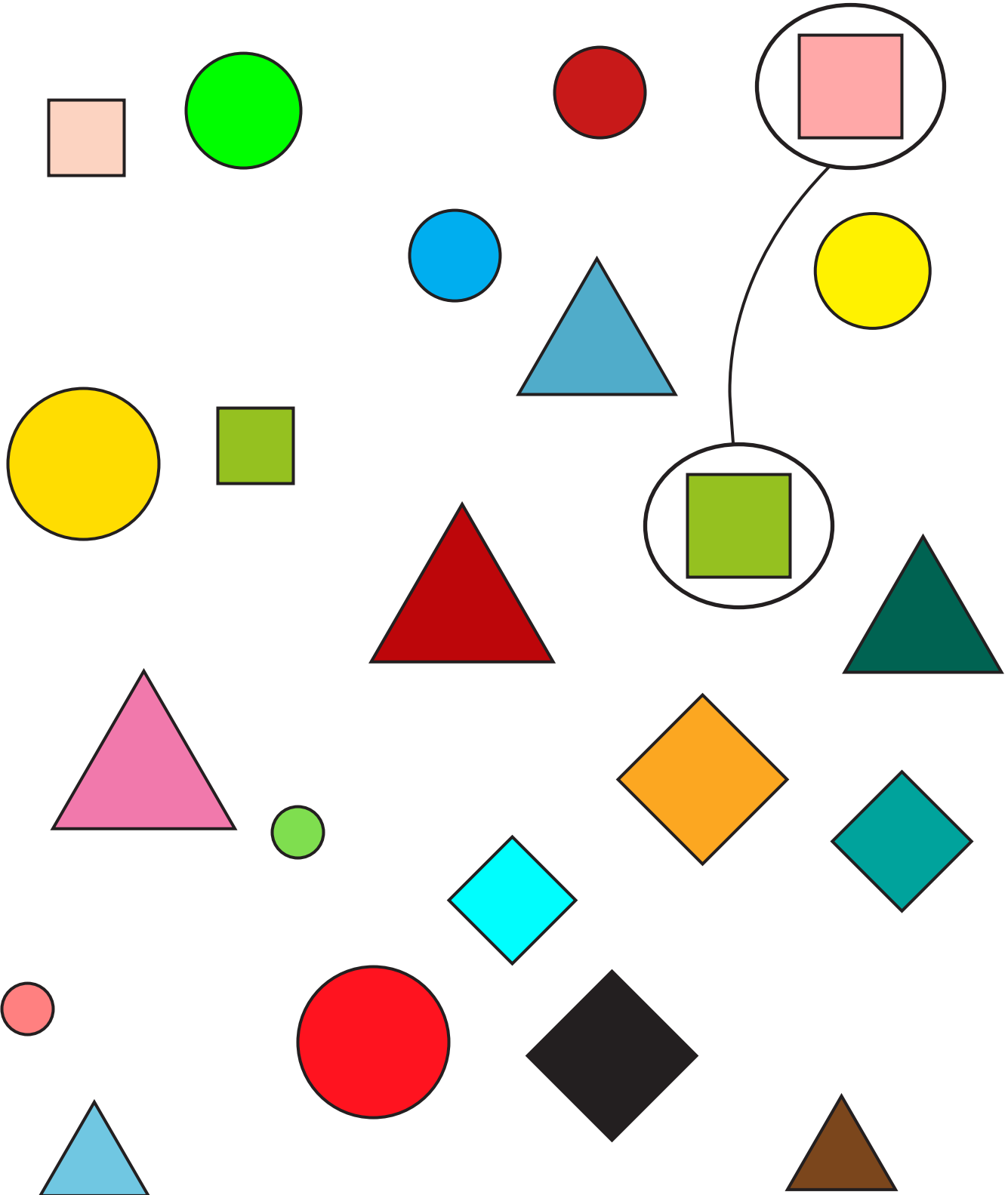
Størrelsesordenen

Klip billederne ud og sæt dem i størrelsesordenen.




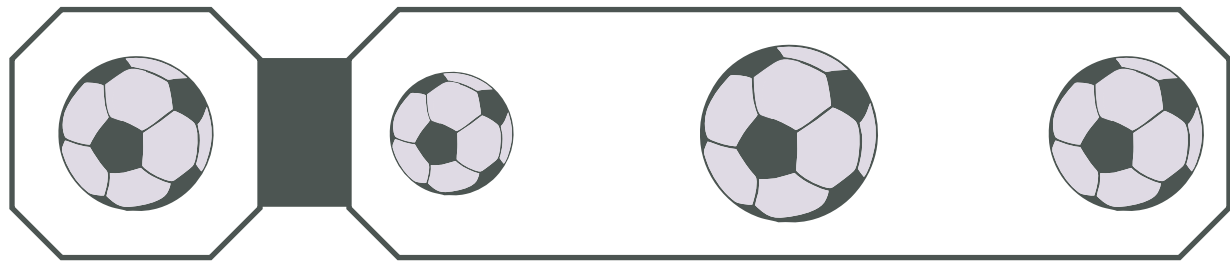
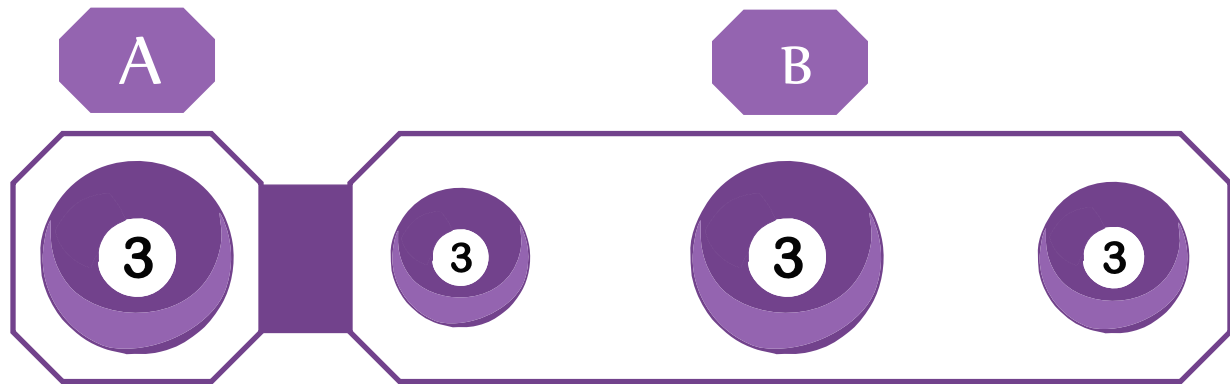
Samme størrelse

Sæt streg mellem de figurer, der har samme størrelse.








Samme størrelse

Sæt ring om det billede i 'B', der har samme størrelse som 'A'.




Samme størrelse

Sæt en streg mellem de billeder, der har samme størrelse.



Samme størrelse

Sæt ring om de to billeder, der har samme størrelse i hver række.



Samme størrelse

Klip billederne nederst ud og sæt hver af dem ved billedet i samme størrelse.

