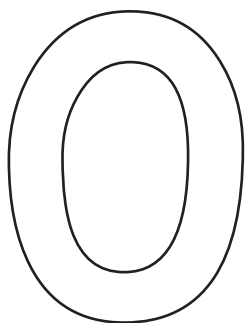




farv



nul



skriv



nul


nul

nul

Sæt ring om '0'

0 2 3 4 0 0  
4 0 1 0 3  
0 2 5 0 3 0

Farv '0' figur



Sæt ring om tallet

0 1 2 3 4 5 6 7 8 9 10





farv

1

en



skriv

1

1

1

1

en

en


en

en

Sæt ring om '1'

1 1 3 1 0 1  
4 0 1 0 1  
0 1 5 0 3

Farv '1' figur



Sæt ring om tallet

0 1 2 3 4 5 6 7 8 9 10





farv

2

to



skriv

2

2

2

2

to

to


to

to

Sæt ring om '2'

2 2 0 2  
2 2 4 1  
0 1 3 0

farv '2' figurer




Sæt ring om tallet

0 1 2 3 4 5 6 7 8 9 10





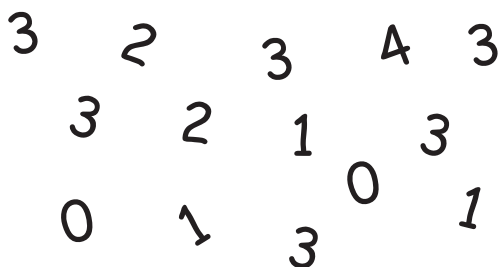
farv




skriv



Sæt ring om '3'



Farv '3' figurer



Sæt ring om tallet

0 1 2 3 4 5 6 7 8 9 10





farv

4 fire



skriv

4

4

4

4

fire


fire

fire

Sæt ring om '4'

2	4	1	4	
4	4	0	1	2
0	1	3	4	3

Farv '4' figurer



Sæt ring om tallet

0 1 2 3 4 5 6 7 8 9 10






farv

5

fem



skriv

5

5

5

5

fem


fem

fem

Sæt ring om '5'

2 5 1 5 2  
5 2 1 4 5  
0 1 0 5

Farv '5' figurer



Sæt ring om tallet

0 1 2 3 4 5 6 7 8 9 10



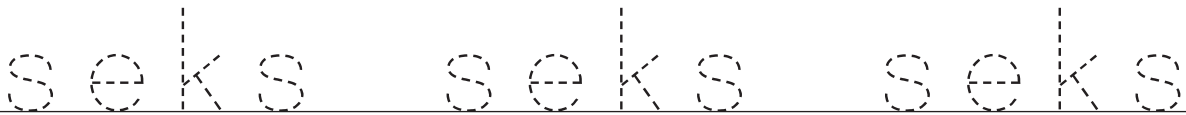


farv

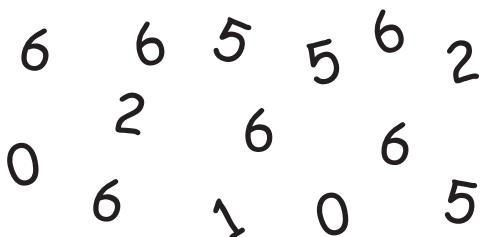
6 seks




skriv



Sæt ring om '6'



Farv '6' figurer



Sæt ring om tallet

0 1 2 3 4 5 6 7 8 9 10





farv

7 SYV

skriv

7 7 7 7

syv syv syv

Sæt ring om '7'

6 7 5 5 6 7  
2 7 7 6  
7 1 5 0

Farv '7' figurer


Sæt ring om tallet

0 1 2 3 4 5 6 7 8 9 10






farv



otte



skriv



otte


otte

otte

Sæt ring om '8'

8 5 8 7 7  
6 8 4 6  
7 2 8 8 0

Farv '8' figurer



Sæt ring om tallet

0 1 2 3 4 5 6 7 8 9 10





farv

9 ni

skriv

9 9 9 9

ni ni ni ni

Sæt ring om '9'

9 5 9 9 7

6 9 7 0 9

9 8 8 9

Farv '9' figurer

Sæt ring om tallet

0 1 2 3 4 5 6 7 8 9 10



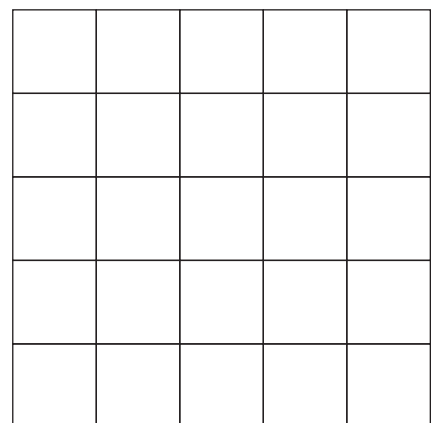
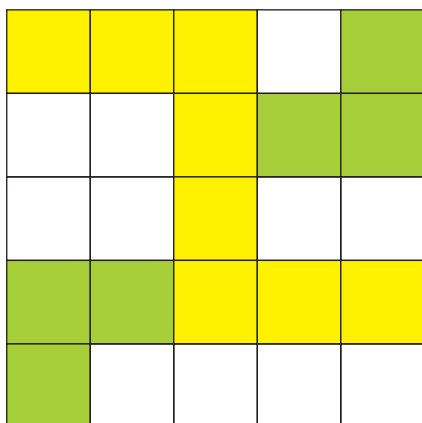


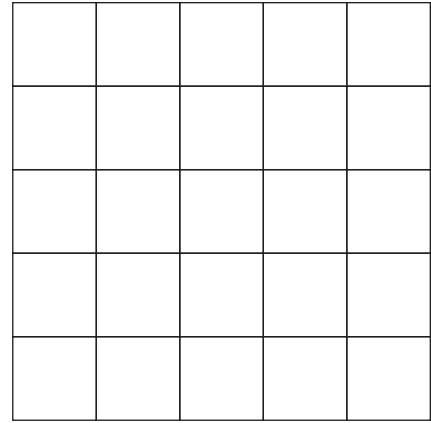

# Taltabellen



1	2	3	4	5	6	7	8	9	10
11	12	13	14	15	16	17	18	19	20
21	22	23	24	25	26	27	28	29	30
31	32	33	34	35	36	37	38	39	40
41	42	43	44	45	46	47	48	49	50
51	52	53	54	55	56	57	58	59	60
61	62	63	64	65	66	67	68	69	70
71	72	73	74	75	76	77	78	79	80
81	82	83	84	85	86	87	88	89	90
91	92	93	94	95	96	97	98	99	100

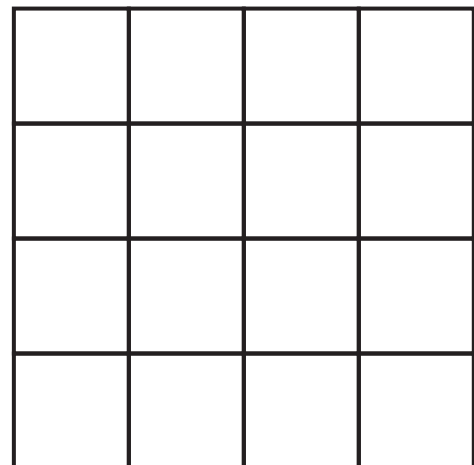

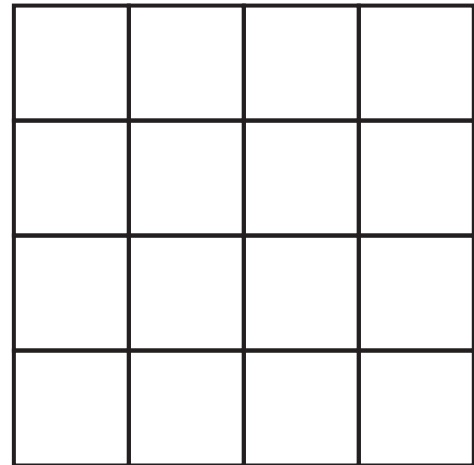

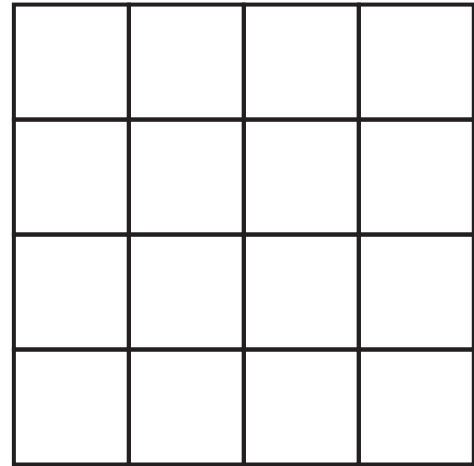

# Koordinatsystem

Tegn og farv det samme mønster i firkanten overfor.

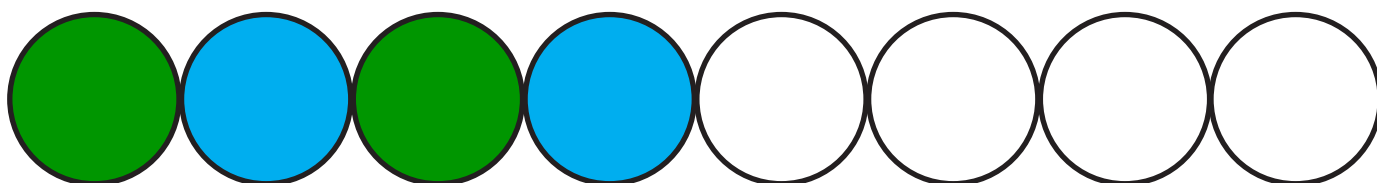





# Koordinatsystem

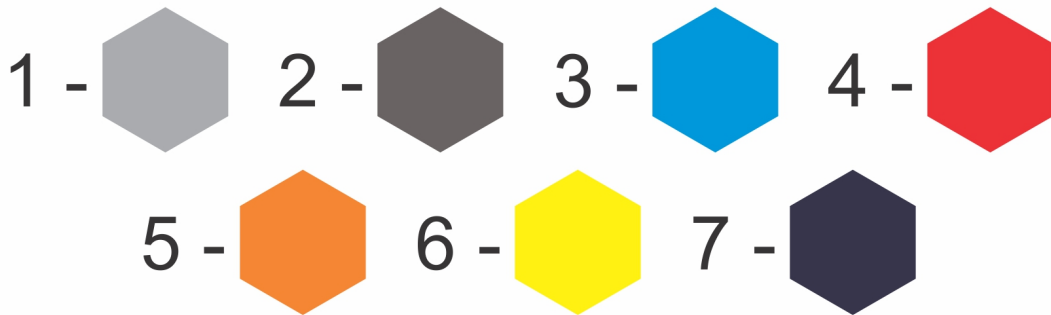

Tegn mønstret i firkanten overfor.



# Farv mønstret




# Farv tal



# Tal

Tæl og sæt en streg til  
det rigtige tal.



1

2

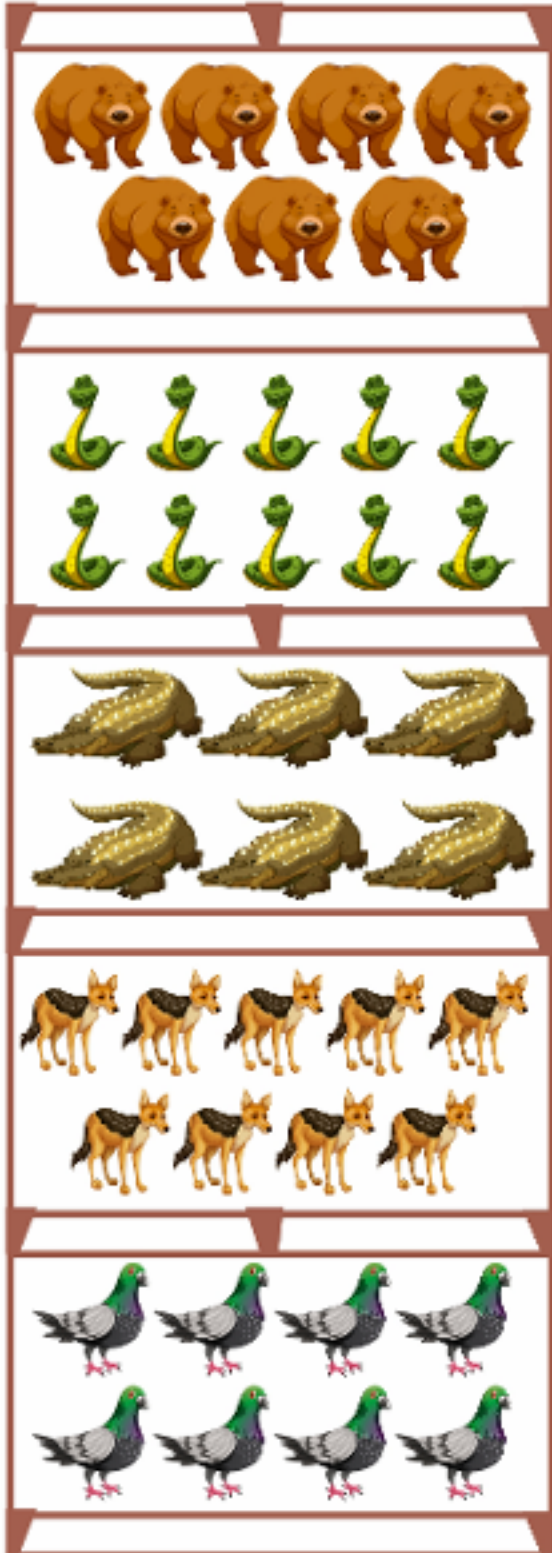
3

4

5

# Tal

Tæl og sæt en streg til  
det rigtige tal.



6

7


8

9

10

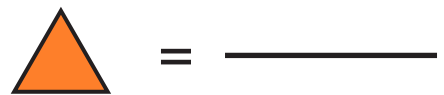
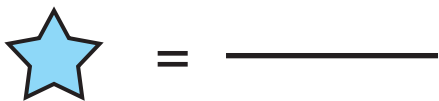
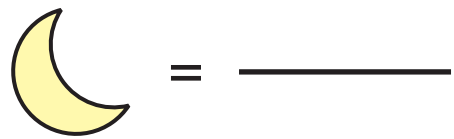
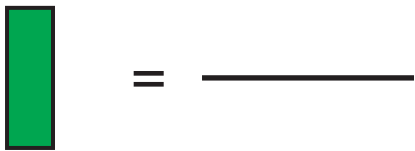
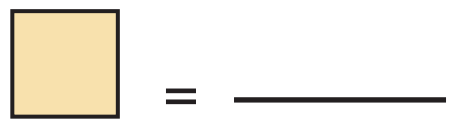
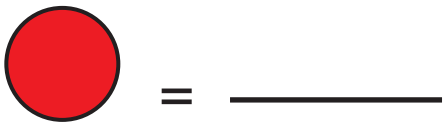
# Former

Tegn på de stiplede figurer  
med en blyant.




# Tæl

Hvor mange figurer er der?



# Følg talrækken



		9	1	4	5	9	0
		1	2	3	6	8	9
8	7	2	3	6	7	5	4
7	9	5	10	9	8	7	2
11	13	12	11	12	13	14	10
10	14	10	17	16	15	16	20
10	15	16	17	18	19	20	

# Taltoget

Farv toget med kridt, tusch eller fingermaling,  
så det rigtige antal vinduer er farvet.

Læg en klat modellervoks på i det rigtige antal  
vinduer.

Sæt kryds eller streger over det rigtige antal.

1



2




3




4




5




6



7



8




9



10



Mit ur



Four empty rectangular boxes arranged horizontally, separated by a central colon (:), intended for writing the time.