



Mit hæfte om måling - mm,cm,m.



Mit navn:


Mål linjerne

Mål linjerne med en lineal
og skriv tallet i cirklen.



Tegn linjerne

Tegn linjerne ved hjælp af en lineal.



10cm

4cm

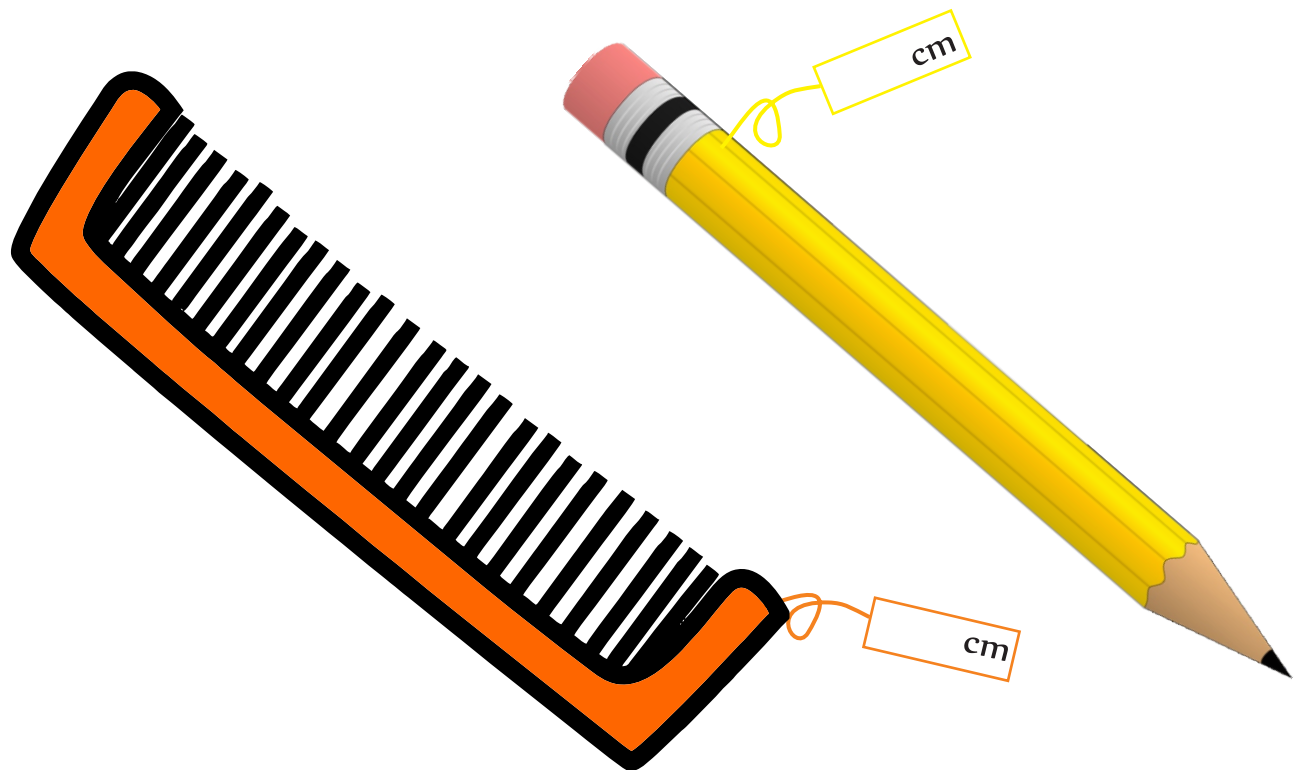
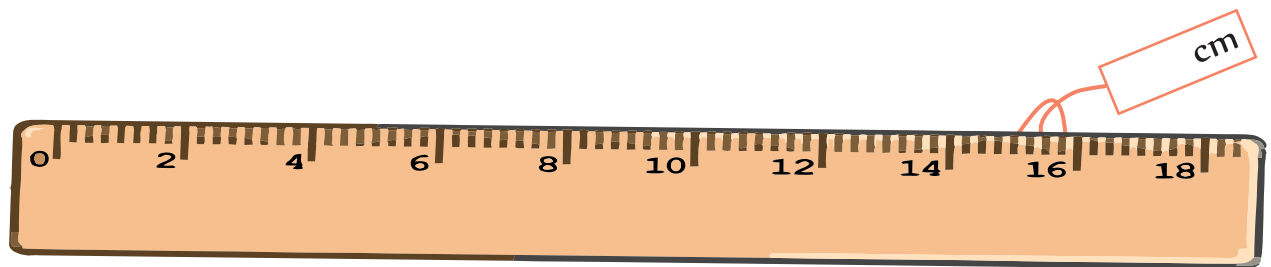

12cm

2cm


8cm

3cm


Mål tingene på billederne



Gæt længden på linjerne



Hvor god er du til at gætte?

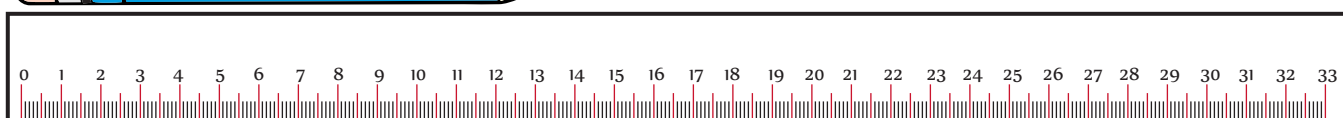
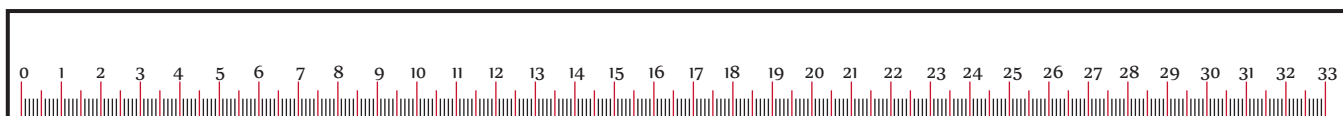

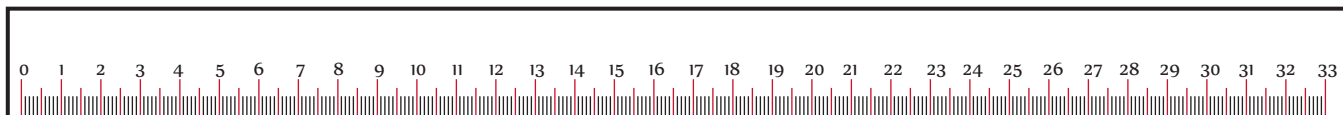


Skriv dit gæt

a. _____ b. _____ c. _____ d. _____
e. _____ f. _____ g. _____ h. _____


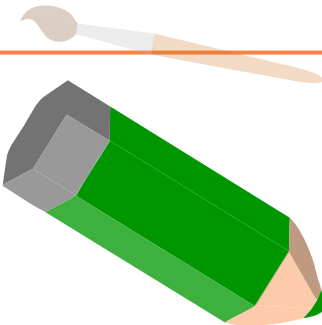
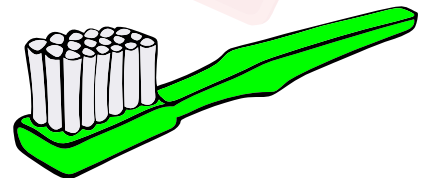
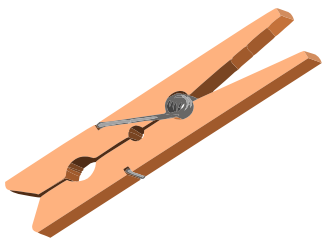


Måling

Aflæs længden af farveblyanterne og skriv svaret i boksen.



Måling

Find de forskellige ting i dit hjem, mål dem med en lineal og skriv svaret i boksen.



Måling



Gæt først længden af linjerne i cm, og skriv det i boksen "gæt". Mål dem og skriv den faktiske længde i boksen "målt".

A horizontal line with a hook at each end. Below the left hook is a white box with a red arrow pointing to it labeled "Gæt". Below the right hook is a white box with a green arrow pointing to it labeled "Målt".

A horizontal line with a hook at each end. Below the left hook is a white box with a yellow arrow pointing to it labeled "Gæt". Below the right hook is a white box with a blue arrow pointing to it labeled "Målt".

A horizontal line with a hook at each end. Below the left hook is a white box with an orange arrow pointing to it labeled "Gæt". Below the right hook is a white box with a pink arrow pointing to it labeled "Målt".


A horizontal line with a hook at each end. Below the left hook is a white box with a green arrow pointing to it labeled "Gæt". Below the right hook is a white box with an orange arrow pointing to it labeled "Målt".


A horizontal line with a hook at each end. Below the left hook is a white box with a green arrow pointing to it labeled "Gæt". Below the right hook is a white box with a pink arrow pointing to it labeled "Målt".


A horizontal line with a hook at each end. Below the left hook is a white box with a purple arrow pointing to it labeled "Gæt". Below the right hook is a white box with a yellow arrow pointing to it labeled "Målt".


Måling

Mal det tal, som viser hvor høje de forskellige ting er.

| | |
|---|---|
| 7 |  |
| 6 | |
| 5 | |
| 4 | |
| 3 | |
| 2 | |
| 1 | |


| | |
|---|---|
| 7 |  |
| 6 | |
| 5 | |
| 4 | |
| 3 | |
| 2 | |
| 1 | |


| | |
|---|---|
| 7 |  |
| 6 | |
| 5 | |
| 4 | |
| 3 | |
| 2 | |
| 1 | |


| | |
|---|---|
| 7 |  |
| 6 | |
| 5 | |
| 4 | |
| 3 | |
| 2 | |
| 1 | |


Jeg kan måle



| | |
|---|--|
| 7 |  |
| 6 | |
| 5 | |
| 4 | |
| 3 | |
| 2 | |
| 1 | |

| | |
|---|---|
| 7 |  |
| 6 | |
| 5 | |
| 4 | |
| 3 | |
| 2 | |
| 1 | |

| | |
|---|---|
| 7 |  |
| 6 | |
| 5 | |
| 4 | |
| 3 | |
| 2 | |
| 1 | |

| | |
|---|---|
| 7 |  |
| 6 | |
| 5 | |
| 4 | |
| 3 | |
| 2 | |
| 1 | |

Måling

Mål følgende ting i meter og i centimeter.



| Ting | centimeter | millimeter |
|----------------------|------------|------------|
| Højde på døren | | |
| Bredde på døren | | |
| Højde på køleskabet | | |
| Bredde på køleskabet | | |
| Bredde på computer | | |
| Længde på sengen | | |
| Højde på bordet | | |
| Bredde på bordet | | |