














# SVARARK






## POST 1: HVOR MANGE ER DER AF HVER?

 = \_\_\_\_\_  = \_\_\_\_\_  = \_\_\_\_\_  = \_\_\_\_\_

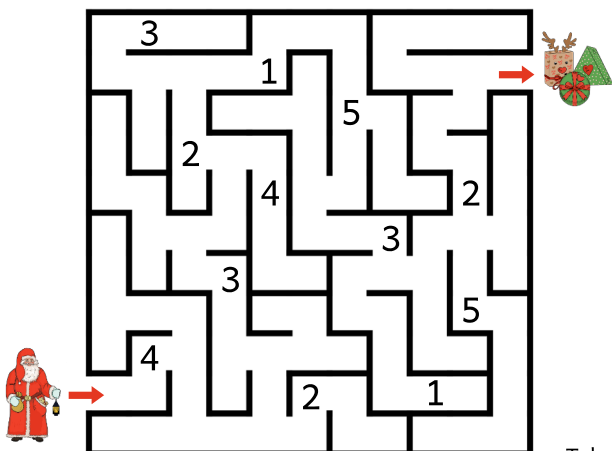
 = \_\_\_\_\_  = \_\_\_\_\_  = \_\_\_\_\_  = \_\_\_\_\_

## POST 2: SÆT STREG OG FÅ SUMMEN 15.

## POST 3: FIND VEJ GENNEM OG PLUS TALLENE.



	+		+		+		+	
	+		+		=			

Tekst © legoglektie.dk

Illustration © legoglektie.dk & stock photos

# SVARARK

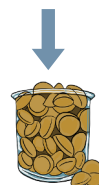
**POST 4: SKRIV TALLENE DER MANGLER.**

5			20	
	35			50

**POST 5: FØLG DE ULIGE TAL.**

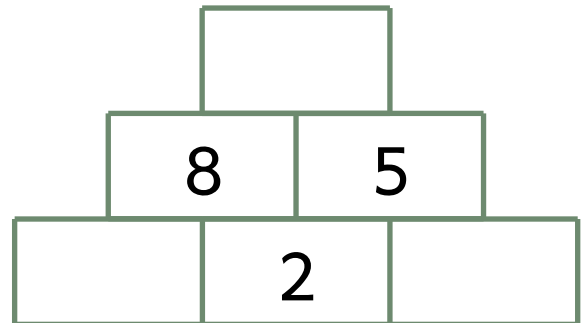
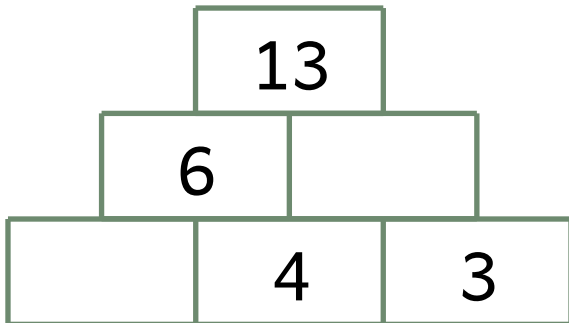
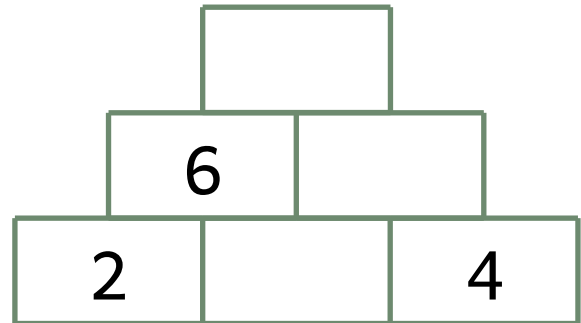
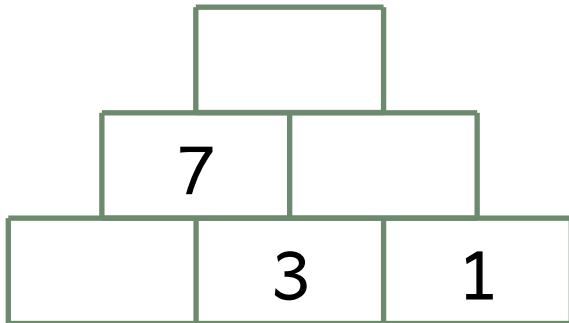


3	1	7	12	4	6	2
2	4	9	4	8	10	16
16	6	5	6	3	1	9
12	8	11	12	5	14	11
20	4	13	8	19	4	7
18	10	9	7	15	6	3





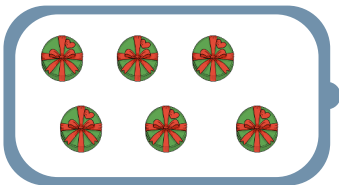


# SVARARK

POST 6: LAV TALPYRAMIDERNE FÆRDIG.




POST 7: SÆT STREG HEN TIL DET RIGTIGE TAL.




# SVARARK


## POST 8: LØS MINUSSTYKKERNE.



$6 - 1 = \underline{\quad}$

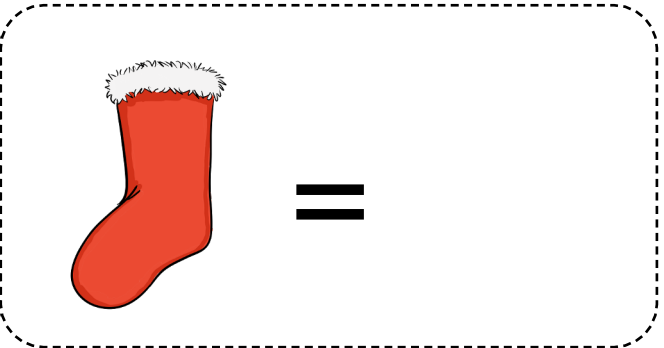



$4 - 2 = \underline{\quad}$



$5 - 1 = \underline{\quad}$

## POST 9: LØS GÅDEN.



## POST 10: HVOR MANGE JULESOKKER?

**KARL**



\_\_\_\_\_

**MIKKEL**



\_\_\_\_\_

**ANNA**



\_\_\_\_\_

$$\underline{\quad} \text{ KARL} + \underline{\quad} \text{ MIKKEL} + \underline{\quad} \text{ ANNA} = \underline{\quad}$$
