


Engelsk

Lær at beskrive



TALL?

SPOTTY?

FUNNY?

STRONG?

My name: _____

Which color?

Når du skal beskrive ting, personer eller dyr, kan du f.eks. beskrive, hvilken farve det eller de har.

Tegn en streg fra beskrivelsen til det rigtige billede.



a white bottle

an orange fruit



a green bowl

a black tire



a brown teddybear

a pink bottle



a blue kamera

a yellow bee




a red ant

Which words?



Du kan beskrive, hvordan noget eller nogen ser ud, og hvilke egenskaber de eller det har, f.eks. klog, hurtig, sød, farlig osv.



1. Sæt cirkel om de ord, der beskriver papegøjen.


colorful *grey* *dangerous* *beautiful*

2. Sæt cirkel om de ord, der beskriver aberne.

small *playful* *grey* *brown*

3. Sæt cirkel om de ord, der beskriver elefanten.

small *big* *grey* *brown*



4. Sæt cirkel om de ord, der beskriver elefanten.

tiny *tall* *peaceful* *spotty*



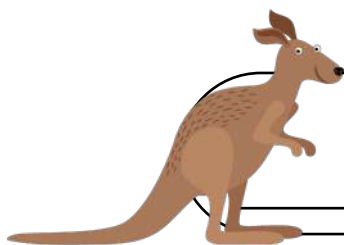

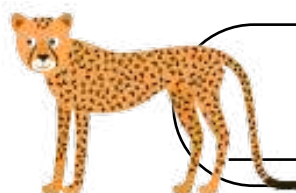

Describe animals

Når vi beskriver personer, dyr eller ting, bruger vi ofte tillægsord.

Du kan f.eks. sige: "En sød, lille killing."

Kig på billederne af dyrene og vælg ét beskrivende ord til hvert dyr.

Du kan få idéer i listen eller selv finde på et ord.



furry

fast

gigantic

cute

strong

long

orange

big

tall

calm

small

Find words

I boksene nedenfor kan du finde eksempler på tillægsord, som du kan bruge til at beskrive de forskellige dyr. Du kan f.eks. beskrive:

Størrelse:

big

small

tall

short

Farve:

colorful

white

green

brown

Adfærd:

peaceful

shy

lazy

dangerous

Kendetegn:

spotty

fast

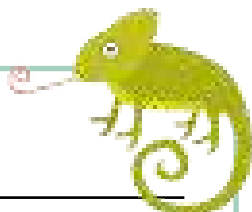
slow


furry

Kan du selv komme i tanker om flere? Vælg 2 ord til hvert dyr.














Which one...?

Brug sætningerne nedenfor til at beskrive dyrene på billederne.
Alle sætninger skal bruges én gang.

It's red and black.

It's a mammal.

It has four legs.

It's big.

It has a beak.

It can change colours.

It eats shrimps.

It has six legs.

It has a long tongue.

It's a bird.

It has two legs.

It's tiny.

It has fins.

It's grey.

It eats lice.

It's a reptile.

It eats fish.

It's an insect.

It has no legs.


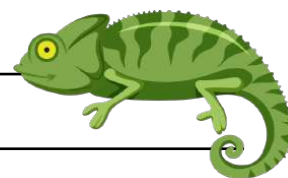
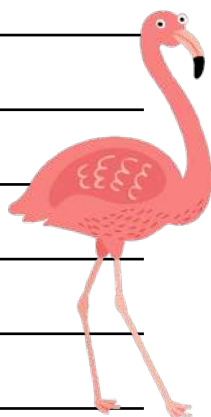
It has long legs.

It has dots.

It's pink.

It eats insects.

It's small.



mammal = pattedyr

tongue = tunge

reptile = krybdyr


shrimps = rejer

beak = næb

lice = lus

Chameleon

Læs historien og besvar spørgsmålene.



Chameleons mostly live in the rain forests and deserts of Africa and on Madagaskar.

They are known for their ability to change colour.

Their eyes can move in two different directions at once.

They use their fast tongue to catch insects.

1. Where do chameleons live?

2. What is special about the chameleon's eyes?

3. What does the chameleon use it's tongue for?

Describe things

Hvis du skal beskrive en ting, kan du f.eks. beskrive, hvad den er lavet af. Det kan du prøve på denne side.

Kig på billederne af tingene og vælg et ord fra boksen nedenfor til hver ting.

fabric, glass, metal, wood, plastic, ceramics.







Things

Udover at beskrive, hvordan tingen ser ud, kan du også sige noget om, hvad tingen bruges til, og hvor man normalt finder den.

the living room

toasting bread

wheelbarrow

the kitchen

relaxing

toaster

the garden

moving things

armchair

Skriv ordene fra boksen ovenfor på de tomme linjer, så de passer med billedet.



It's usually found in the kitchen

It's used for toasting bread

It's a toaster

It's usually found in _____

It's used for _____

It's a _____



It's usually found in _____

It's used for _____

It's an _____

What is it?

Her på siden kan du beskrive flere ting. Til hvert billede er der en beskrivelse af tingen, hvad tingen bruges til, og hvad den er lavet af.

Tegn en streg fra beskrivelsen til det rigtige billede.

- It's round.
- It's made of leather or plastic.
- It's used for play and sports.



- It's pointy.
- It's made of wood.
- It is used for writing and drawing.



- It's made of wood and metal.
- It's heavy.
- It's used for chopping wood.



- It's shaped like a cylinder.
- It's made of wood.
- It's used for making dough flat.



leather = læder

pointy = spids

chopping = hugge

shaped = have form som

dough = dej

People

Du kan beskrive personer ved at fortælle, hvordan deres tøj ser ud - f.eks. hvilken farve tøjet har. Eller hvilken farve hår eller øjne, personen har.

Skriv det rigtige bogstav i cirklen.



A



B




C




D


She has red hair and wears a red dress.




He has brown hair and wears a blue t-shirt and blue trousers.



He has black hair and wears a yellow t-shirt with green sleeves and brown trousers.



She has black hair and wears an orange and red dress.



Who is it?

Du kan også beskrive former og mønstre - om noget er rundt eller firkantet, har prikker eller striber.

Tegn en streg fra beskrivelsen til det rigtige billede.



He has red hair and wears a green sweatshirt and striped trousers.



She wears glasses, a striped sweatshirt, blue dress and a yellow hat.



He has blond hair and wears a striped sweatshirt and brown trousers.



She has black hair and wears a dotted dress and striped stockings.

dotted = prikket

striped = stribet

glasses = briller

dress = kjole

stockings = strømper

Picture description

Er der tale om en bestemt situation, kan du beskrive, hvilke personer eller dyr, der er, og hvad de foretager sig.



1. What does the picture represent?
2. How many animals can you see?
3. How many people can you see?
4. What are the animals doing?
5. What are the people doing?
6. Can you see anything else?

Describe the picture by answering the questions.

Describe people

Brug sætningerne nedenfor til at beskrive personerne på billederne. Alle sætninger skal bruges én gang.

She's a girl.

He's a man.

He's a boy

She's a woman

He's in his seventies (i halvfjerdserne).

He's about (omkring) 9 years old.

She's about (omkring) 12 years old.

She's in her twenties (i tyverne).

He looks angry.

She looks happy.

She looks shocked (chokeret).

He looks annoyed (irriteret).







Who is it?

Du kan beskrive et særligt kendetegn ved en person. Det kan være noget iøjnefaldende, som et overskæg, store øreringe eller briller.

Skriv tallet på den sætning, der passer til billedet.

1 He has blue eyes and wears a cap.




2 She has straight hair and wears a blue jumper.

3 She has short, curly hair and wears earrings.



4 He has blond hair and a moustache.



5 He has brown hair and blue eyes.

6 She has brown eyes, black hair and wears a bow in her hair.



7 He has short, curly hair and a big beard.

8 She has long, straight hair and wears glasses and earrings.

jumper = sweater

earrings = øreringe

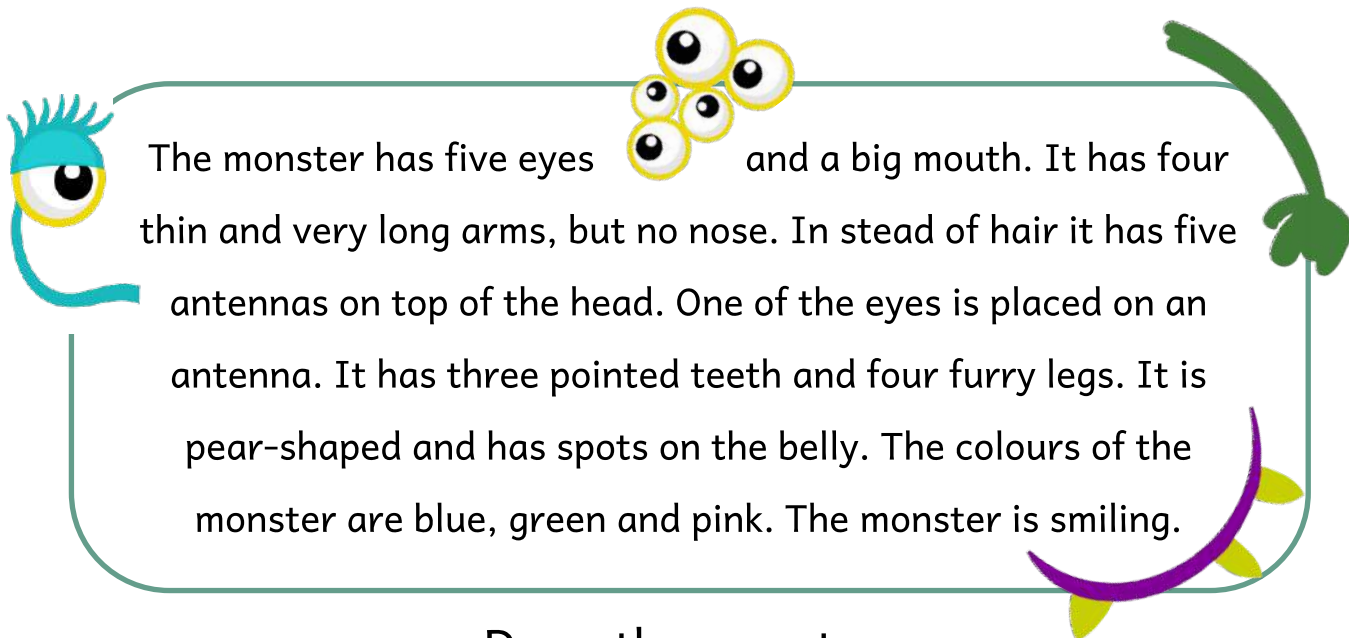
moustache = overskæg

bow = sløjfe

straight = lige

Read and draw - monsters

Læs beskrivelsen og tegn monsteret.



The monster has five eyes and a big mouth. It has four thin and very long arms, but no nose. In stead of hair it has five antennas on top of the head. One of the eyes is placed on an antenna. It has three pointed teeth and four furry legs. It is pear-shaped and has spots on the belly. The colours of the monster are blue, green and pink. The monster is smiling.

Draw the monster.