


# Kryds og tværs

## Insekter & krible krable



Navn: \_\_\_\_\_


Klasse: \_\_\_\_\_

# Krible krable

Du kan finde mange forskellige små dyr i haven og i skoven.

Mange af dem gemmer sig under sten eller bark, hvor der er mørkt og fugtigt.

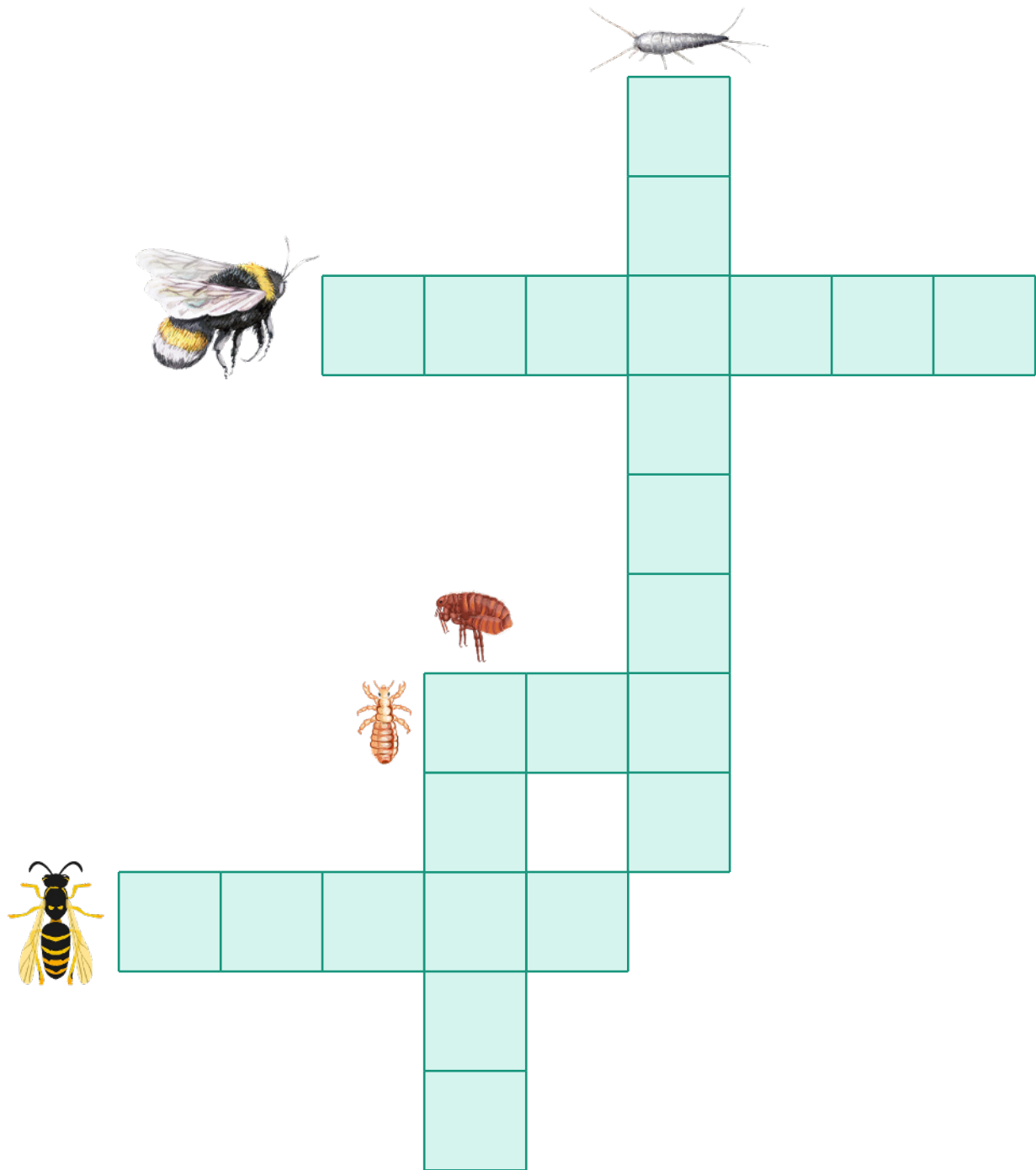
Kig på billederne og skriv ordet i kasserne.



# Krible krable

Vi kalder ofte den slags dyr for krible krable dyr, fordi de kravler, kryber eller sniger sig rundt på jorden. Mange af dem er insekter. Andre er spindlere, bløddyr eller leddyr.

Kig på billederne og skriv ordet i kasserne.



# Krible krable

Krible krable dyr lever af forskellige ting, for eksempel planter, blade eller andre små dyr. De er en vigtig del af naturen, fordi de hjælper med at nedbryde døde planter og dyr.

Kig på billederne og skriv ordet i kasserne.

The crossword puzzle grid is composed of light blue squares. The clues are as follows:

- A 1x1 square is positioned above a red ladybug illustration.
- A 1x1 square is positioned above a yellow butterfly illustration.
- A 1x10 horizontal row is positioned to the left of a purple beetle illustration.
- A 1x6 horizontal row is positioned to the left of a pink worm illustration. An arrow points from the worm to the first square of this row.
- A 1x3 horizontal row is positioned to the left of a brown moth illustration.
- A 1x4 horizontal row is positioned to the left of a green fly illustration. An arrow points from the fly to the first square of this row.

# Krible krable

Nogle af de mest kendte krible krable dyr er myrer, biller og sommerfugle. De fleste insekter har seks ben og en krop, der er delt i tre dele. Spindlere, som for eksempel edderkopper, har otte ben og ingen vinger.

Kig på billederne og skriv ordet i kasserne.

The crossword puzzle grid consists of the following structure of empty boxes:

- Row 1: 8 boxes
- Row 2: 1 box, 1 box, 1 box, 1 box, 1 box, 1 box, 1 box, 1 box
- Row 3: 1 box, 1 box, 1 box, 1 box, 1 box, 1 box, 1 box, 1 box
- Row 4: 1 box, 1 box, 1 box, 1 box, 1 box, 1 box, 1 box, 1 box
- Row 5: 1 box, 1 box, 1 box, 1 box, 1 box, 1 box, 1 box, 1 box
- Row 6: 1 box, 1 box, 1 box, 1 box, 1 box, 1 box, 1 box, 1 box
- Row 7: 1 box, 1 box, 1 box, 1 box, 1 box, 1 box, 1 box, 1 box
- Row 8: 1 box, 1 box, 1 box, 1 box, 1 box, 1 box, 1 box, 1 box
- Row 9: 1 box, 1 box, 1 box, 1 box, 1 box, 1 box, 1 box, 1 box
- Row 10: 1 box, 1 box, 1 box, 1 box, 1 box, 1 box, 1 box, 1 box

Illustrations and arrows:

- A grasshopper is positioned above the first three boxes of Row 1. An arrow points from its head to the first box.
- A fly is positioned above the last three boxes of Row 1. An arrow points from its head to the last box.
- A dragonfly is positioned to the left of the first box of Row 2. An arrow points from its head to the first box.
- A mantis is positioned to the left of the first box of Row 4. An arrow points from its head to the first box.
- A snail is positioned below the first box of Row 8. An arrow points from its head to the first box.

# Krible krable

Krible krable dyr er små, men de har stor betydning for naturen. Selvom nogle mennesker synes, de er lidt ulækre, er de spændende at studere. Hvis man ser godt efter, kan man opdage en helt lille verden lige ved sine fødder.

Kig på billederne og skriv ordet i kasserne.

